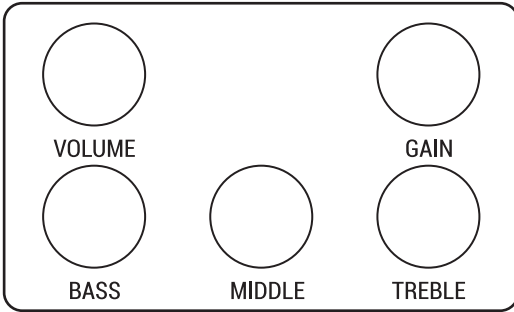
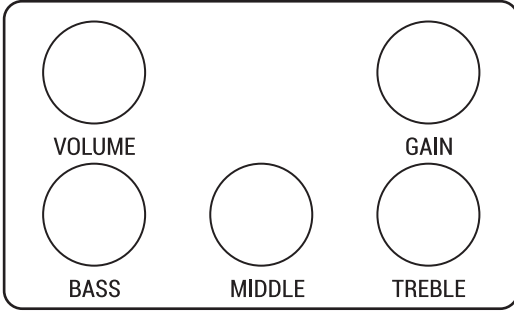


FOR NOTES



YERASOV MUSIC CORPORATION
www.yerasov.ru e-mail: sale@yerasov.ru

FOR NOTES

YERASOV

HIGAIN DISTORTION

HD-10

Guitar pedal



User manual

YERASOV.

FOR NOTES

YERASOV

SAFETY MEASURES

- Keep away from high humidity.
- After exposure to cold, keep the device at room temperature for at least 30 minutes before switching on.
- Avoid dropping, keep away from dirt and water.

OVERVIEW

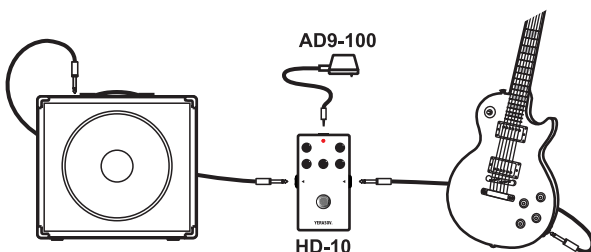
Higain Distortion HD-10 is a modern hi-gain distortion inspired by popular German hi-gain amps' lead channel tone. The pedal's powerful sound is very suitable for a bunch of musical styles and for extreme ones especially. The pedal is equipped with a three-band EQ.

HD-10 is assembled of the newest electronic components: high-precision resistors, low leakage current electrolytic capacitors. Pedal's audio path uses film capacitors and FET transistors, so that it is possible to achieve "tube-like" dynamics while playing. The effect consumes an extremely low current of just 3 mA, thereby extending a 9V battery's life.

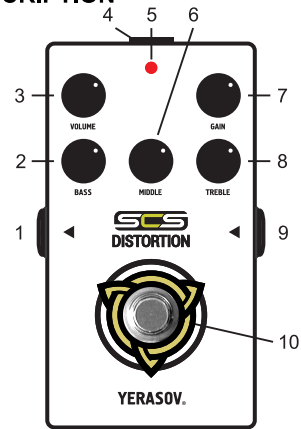
APPLICATION

The pedal is powered by either a 6F-22 battery or a 9V DC adapter. We recommend using YERASOV AD9-100 or AD9-400 adapters. For extended battery life unplug the guitar cable when device is not being used.

1. Install battery or plug the adapter in.
2. Connect the pedal as shown in the illustration.
3. Turn the guitar volume knob to the maximum level for best results.
4. The LED light indicates that the pedal is turned on.

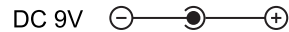


PANEL DESCRIPTION



- 1 - Output Jack
- 2 - **BASS** - low frequency control
- 3 - **VOLUME** - volume control
- 4 - DC adapter input
- 5 - On / Off LED indicator
- 6 - **MIDDLE** - middle frequency control
- 7 - **GAIN** - distortion level control
- 8 - **TREBLE** - high frequency control
- 9 - Input Jack
- 10 - On / Off switch

CONNECTION POLARITY OF DC ADAPTER



SCS PEDAL BOARD

YERASOV **HD-10** is compatible with SCS Pedal Board. The SCS connector is at the bottom of the pedal, the cable is included in the SCS Pedal Board package. For more information please visit www.yerasov.ru

BATTERY REPLACEMENT

Access the battery compartment by unscrewing the bottom cover. Always put the cover back after replacing the battery.

SPECIFICATIONS

Input impedance, MOhm.....	1
Output Impedance, Ohm.....	470
Power supply (battery / DC), V.....	9
Current Draw, mA.....	3
Max Boost, dB.....	40
Dimensions, mm.....	112 x 62 x 50
Weight, kg.....	0,23

PACKAGE CONTENTS

Guitar pedal HD-10 , pcs.....	1
User Manual, pcs.....	1